



MARYLAND
ASSOCIATION OF
REALTORS®

www.mdrealtor.org



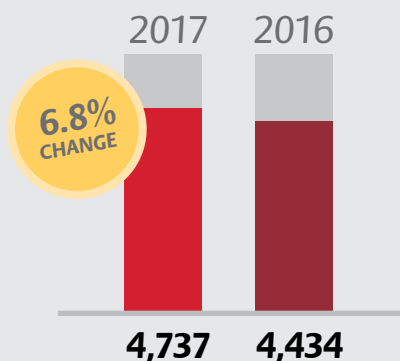
AVERAGE

The average sales price is the weighted average of sales prices in the county, calculated by weighting the price of homes by the number of homes sold.

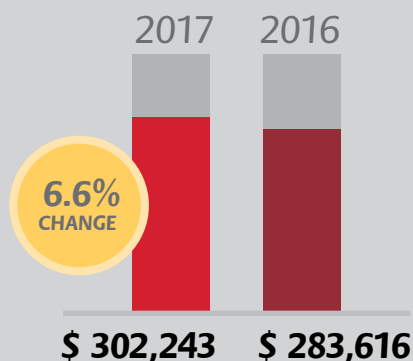
MEDIAN

The median price is the middle value of the prices of all homes sold in the period.

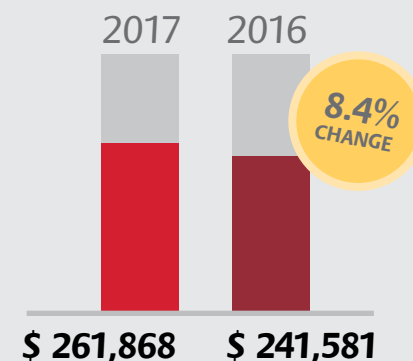
UNITS



AVERAGE PRICE



MEDIAN PRICE



The “**Units**” category represents sales settled in that month. The “**Pending Units**” category includes units currently under contract, which will settle in the future. “**Active Inventory**” includes units that remain on the market.

The monthly housing statistics are presented as reported by MRIS and the Coastal Association of REALTORS® (CAR).

In 2017 the
PENDING UNITS
are **6,647**.

In 2016 they
were **5,862**.



In 2017 the
ACTIVE INVENTORY
is **20,092**.

In 2016 they
were **24,177**.



In 2017 the
MONTHS OF INVENTORY
is **4.2**.

In 2016 they
were **5.5**.

