

MARYLAND HOUSING STATISTICS

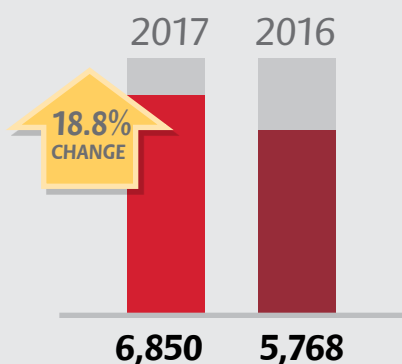
MARCH 2017



www.mdrealtor.org



UNITS

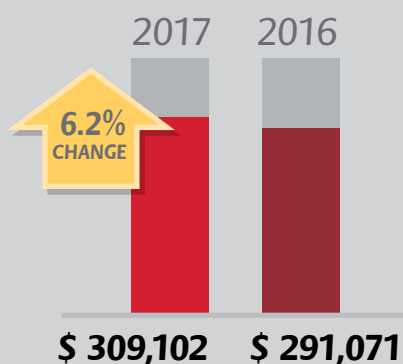


In 2017 the **PENDING UNITS** are **9,832**.

In 2016 they were **9,584**.



AVERAGE PRICE

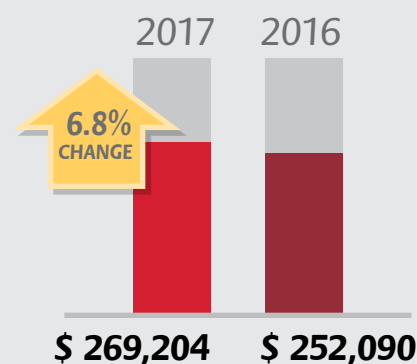


In 2017 the **ACTIVE INVENTORY** is **21,094**.

In 2016 they were **25,088**.



MEDIAN PRICE



In 2017 the **MONTHS OF INVENTORY** is **3.1**.

In 2016 they were **4.3**.



The "**Units**" category represents sales settled in that month. The "**Pending Units**" category includes units currently under contract, which will settle in the future. "**Active Inventory**" includes units that remain on the market.

AVERAGE

The average sales price is the weighted average of sales prices in the county, calculated by weighting the price of homes by the number of homes sold.

MEDIAN

The median price is the middle value of the prices of all homes sold in the period.